



# EDUCATOR GUIDE

Erasing the line between homework support and fun exploration, *The World Almanac® for Kids* is a student-friendly general reference resource ideal for student researchers. A natural complement to the elementary and middle school curriculum, *The World Almanac® for Kids* provides resources for homework, reports, and projects for all of the core subject areas. Students can use this engaging online resource to explore age-appropriate topics while developing and improving their online research skills with an award-winning, trusted content source. The wealth of exclusive cross-curricular, grade-leveled content comes from several well respected Infobase brands, including Chelsea House and Facts On File. This content includes extensive, up-to-date articles; images and videos; daily features; interactive games and quizzes; and teacher support materials such as printable handouts and lesson plans. Homework help tools provide information for students on how to write better papers, prepare for tests, improve their math skills, use a dictionary and a thesaurus, read maps and timelines, and much more.

## *The World Almanac® for Kids* helps students

- ❖ choose an age-appropriate online resource that includes sufficient information to report on a specific topic
- ❖ search a trusted, safe online resource to find relevant information about their topic
- ❖ organize and save their research for later reference
- ❖ use different types of media (e.g., videos, games, maps, word puzzles, interactive diagrams) to learn and retain relevant information
- ❖ recognize the importance of citing sources, using the correct format
- ❖ share information with their peers clearly
- ❖ navigate a website, use the search function, and navigate search results with confidence

## A Wealth of Content Curated Specifically for Intermediate Students

This database contains **65+ Topic Centers Covering Core Subjects** like geography, language arts, math, science, and social studies. **10 Topic Centers Featuring Biographies** of hundreds of individuals from a number of professions, including world and American leaders, athletes, scientists, U.S. presidents, mathematicians, journalists, and writers. **Nearly 800 Short, Engaging Videos** providing visual support for the article-based content. **280+ Fun Facts** that help get students excited to learn new information about any subject. **More Than 700 Printable Science Projects**, including 100+ projects suitable for students with special needs. **250+ Interactive Resources** consisting of crossword and word search puzzles, quizzes, worksheets, and games. **746 Detailed, Printable Black & White and Full-Color Science Diagrams**—viewable as PDFs. **Over 300 Maps** created by Infobase's own in-house cartographers, as well as **Full-Color Flags** for each of the U.S. states, the Canadian provinces, and all countries of the world. **Hundreds of Printable Handouts**, including student activities, graphic organizers, outline maps, and outline flags.

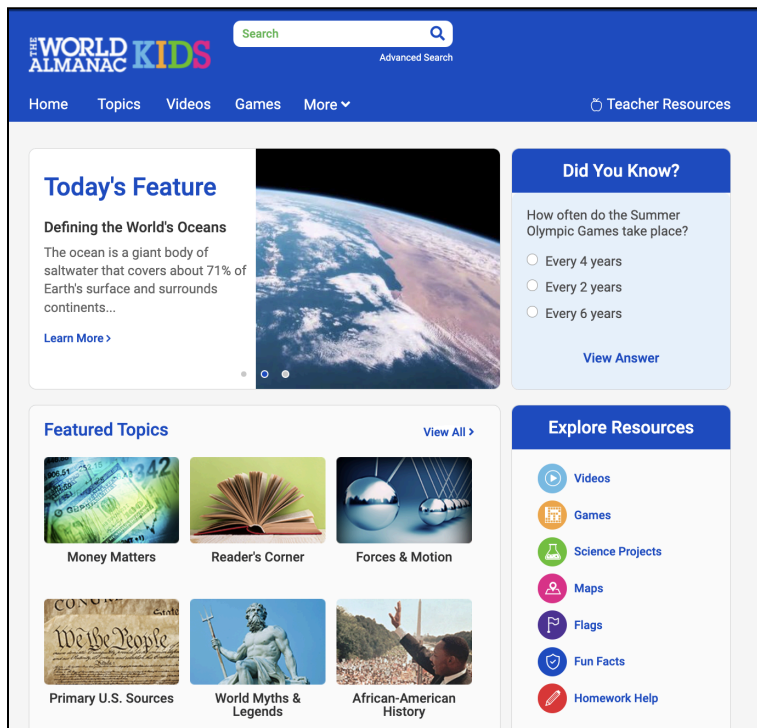
## Product Highlights

1. Dynamic citations in MLA, CMS, and Harvard, plus export to EasyBib, Noodle Tools, and RefWorks
2. A variety of integration options and partners, including Clever, Schoology, Follett One Search, and many others
3. Google Tools: Share to Google Classroom and Google Translate (100+ languages)
4. Search by standards: Common Core, C3 Framework, state, national, Canadian provincial, and various international standards to find correlating articles
5. A Teacher Resources section with lesson plans, printable PDF resources, graphic organizers, and more

# Kid-Friendly Home Page

The *World Almanac® for Kids* features a dynamic homepage that invites students to jump right into the content in lots of fun and interactive ways, including the following:

- ❖ **Today's Feature** showcases three articles dealing with timely topics or newly added content
- ❖ Interactive **Did You Know?** feature, with a "Learn More" link to encourage exploration after viewing the correct answer
- ❖ A **Featured Topics** section highlighting the newest and most popular topic centers
- ❖ **Explore Resources** provides instant access to specific types of resources such as videos, games, science projects, homework help, and others
- ❖ **This Month's Birthdays** displays some of the world leaders, athletes, historical figures, and other people celebrating a birthday this month



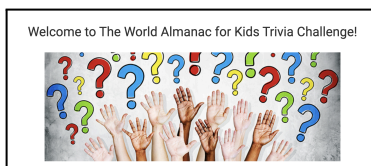
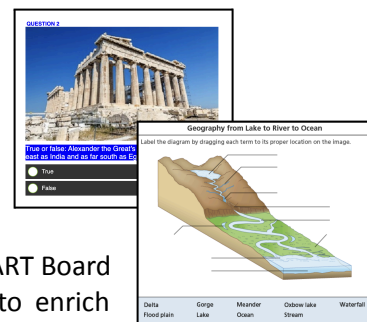
<p><b>The Arts</b></p> <ul style="list-style-type: none"> <li>History of Fashion</li> <li>Understanding Art</li> <li>World of Dance</li> </ul> <p><b>Biographies</b></p> <ul style="list-style-type: none"> <li>Artists, Architects &amp; Designers</li> <li>Athletes</li> <li>Entertainers</li> <li>Explorers, Astronauts &amp; Adventurers</li> <li>Leaders of America</li> <li>Multicultural</li> <li>Scientists, Inventors &amp; Mathematicians</li> <li>U.S. Presidents</li> <li>World Leaders</li> <li>Writers, Poets &amp; Journalists</li> </ul> <p><b>Geography</b></p> <ul style="list-style-type: none"> <li>America's National Parks</li> <li>Canadian Provinces &amp; Territories</li> <li>Countries of the World</li> <li>Oceans, Lakes &amp; Rivers</li> <li>The 50 States</li> </ul>	<p><b>Health &amp; Guidance</b></p> <ul style="list-style-type: none"> <li>Career Ideas</li> <li>Character Matters</li> <li>Healthy Eating</li> <li>Homework Help</li> <li>Money Matters</li> </ul> <p><b>Language Arts</b></p> <ul style="list-style-type: none"> <li>Grammar &amp; Punctuation</li> <li>Reader's Corner</li> <li>Sentences &amp; Paragraphs</li> <li>Take a Stand</li> </ul> <p><b>Life Science</b></p> <ul style="list-style-type: none"> <li>Age of Dinosaurs</li> <li>Animal Behavior</li> <li>Biomes</li> <li>Birds</li> <li>Fish &amp; Aquatic Life</li> <li>Human Body</li> <li>Insects, Spiders &amp; Worms</li> <li>Mammals</li> <li>Plants</li> <li>Reptiles &amp; Amphibians</li> </ul>	<p><b>Math</b></p> <ul style="list-style-type: none"> <li>Expressions &amp; Equations</li> <li>Geometry</li> <li>Ratios &amp; Proportions</li> <li>Statistics &amp; Probability</li> <li>The Four Operations</li> </ul> <p><b>Physical Science</b></p> <ul style="list-style-type: none"> <li>Energy Today</li> <li>Exploring Space</li> <li>Forces &amp; Motion</li> <li>Our Planet Earth</li> <li>Our Solar System</li> <li>Sound &amp; Light</li> <li>States of Matter</li> <li>Technology Today</li> <li>Weather &amp; Climate</li> </ul> <p><b>Social Studies</b></p> <ul style="list-style-type: none"> <li>African-American History</li> <li>American History</li> <li>Ancient Civilizations</li> <li>Forms of Government</li> <li>Holidays &amp; Celebrations</li> <li>Latino-American History in the U.S.</li> <li>Multicultural America</li> <li>Native American Life</li> <li>Primary U.S. Sources</li> <li>Symbols of American Freedom</li> <li>U.S. Government</li> <li>World History</li> <li>World Myths &amp; Legends</li> <li>World Religions</li> </ul> <p><b>Sports</b></p> <ul style="list-style-type: none"> <li>Sports Statistics</li> </ul>
--	---	--

## Topic Centers in These Ten Curriculum Categories:

- ❖ The Arts
- ❖ Biographies
- ❖ Geography
- ❖ Health & Guidance
- ❖ Language Arts
- ❖ Life Science
- ❖ Math
- ❖ Physical Science
- ❖ Social Studies
- ❖ Sports

# Interactive Games, Puzzles, Quizzes, and Worksheets

The World Almanac® for Kids includes more than 250 interactive drag-and-drop worksheets, multiple choice "Test Your Knowledge" quizzes, crossword puzzles, word searches, and interactive games to challenge students in a fun way and provide opportunities for additional practice and/or self-assessment.



**The World Almanac® for Kids** also features an interactive, SMART Board friendly **Trivia Challenge Game** that can be used in class to enrich lessons or as an engaging introduction to new topics. This super fun activity, which can be completed by individual students, groups, or the whole class, includes hundreds of questions from ten different curricular categories.

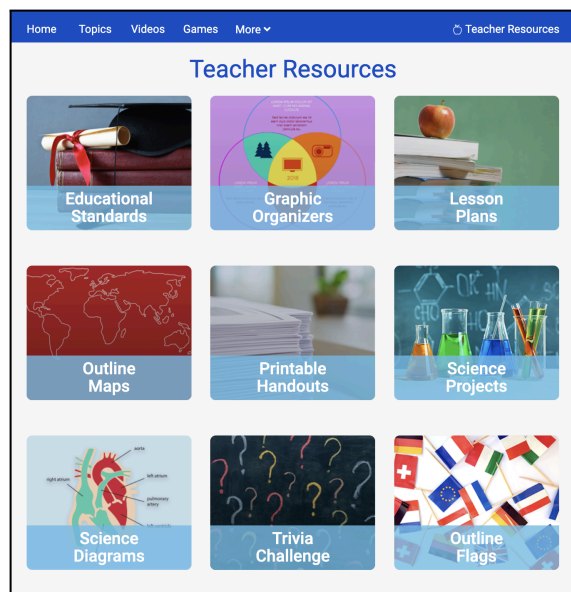
## Teacher Resources for Educators

In addition to using **The World Almanac® for Kids** as a general reference resource for students, there are many resources to make using the database in your classroom easy. Click on "Teacher Resources" from any page of the site to find printable PDF resources, maps, flags, lesson plans, science diagrams and projects, and much more!

### Lesson Plans

**The World Almanac® for Kids** includes over thirty extensive lesson plans covering several core subjects, including Physical and Life Sciences, Social Studies, Geography, Financial Literacy, and Social-Emotional Learning. Each lesson plan includes the following components:

- ❖ An **Essential Question** to provide context
- ❖ A list of the essential **Learning Objectives**
- ❖ A useful **Content Summary** to help teachers plan
- ❖ A list of **Important Vocabulary** and their definitions
- ❖ A list of the **Important Ideas and Themes** of the lesson
- ❖ Relevant **Printable Handouts**, including a self-assessment
- ❖ **After Reading** activities to extend learning in creative ways



## More Classroom Activities Using **The World Almanac® for Kids** Topic Centers

**Who Am I?** For this activity, students may use any of the *Biographies* topic centers depending on the subject being taught, for example, "Leaders of America" or "World Leaders" for Social Studies, "Writers, Poets & Journalists" for Language Arts, etc. Have students create a "Who am I?" game based on someone from one of these topic centers by making a list of ten facts about this person. To play the game, each student reads their list out loud and the rest of the class has to try to guess who the person is before the student reaches the last fact. Points may be awarded and/or prizes given to the student(s) with the most correct answers, or to students who stump the class with their clues, etc.

**Come To Our Country** Working alone or in pairs or groups, have students use both the "Countries of the World" and "Holidays & Celebrations" topic centers to choose a country and research the history, culture, maps, flags, images, etc. of that country. After they gather this information, have students use the information to create a travel brochure encouraging people to visit the country. They should include as many fun and interesting facts about the country as possible, and should list several activities tourists can participate in during various times of the year depending on when they visit.

**Come To Our State/Province** Ask students to use "The 50 States" or "Canadian Provinces" topic center to choose a U.S. state other than the one they live in and make a travel brochure for that state using information from *The World Almanac® for Kids* (and other sources they find online if desired). Remind them to be sure to highlight some of the landmarks, fun facts and famous people that were born in the state as well. Canadian students may do this project using the "Canadian Provinces & Territories" topic center and choosing a province other than the one they live in.

**When I Grow Up I Want To Be...** *The World Almanac® for Kids* is an excellent resource for encouraging students to start thinking about their future career goals. Have students select a career that interests them and then invite them to use the "Career Ideas" topic center to research the job, and then make index cards containing key information about the job they chose, as well as why they think this would be a good career path for them. Ask students to dress-up as if they were doing that job and have them deliver their findings to the class in an oral presentation.

**That's Debatable** In preparation for a class debate, have students read the four articles from the *Getting Started* section of the "Take A Stand" topic center, either in class or for homework. Next, students should vote on a desired debate topic such as "Should Students Have Homework?" or "Is Social Media a Positive or Negative Influence on Young People?" or a different one. Once the topic is chosen, students should first research the topic and then establish a specific argument for debate. The wording of the argument should make clear the positions of the supporting (pro) and opposing (con) sides. The entire class will take part in the debate: several students should be selected as speakers for each side, and the rest of the class will judge the outcome and should be prepared to write about or explain their decisions.

**Junior Life Scientists** Divide students into groups and assign each group one of the units within either the "Animal Behavior," "Biomes," "Human Body," or "Plants" topic centers. Students should research their assigned topic in *The World Almanac® for Kids*, summarize the most important information, and then present their information to the rest of the class. Encourage students to use the available diagrams, videos, or other multimedia found in *The World Almanac® for Kids* in order to make their presentation as interesting and engaging as possible. This assignment may be repeated each marking period with a different unit.

**Technology (Yesterday and) Today** There are few things kids are more attached to these days than their cell phones and other electronic devices. But do they know the history behind their favorite social media site, mobile app, or streaming service...or the Internet as a whole? Using the information found in the "Technology Today" topic center as a starting point, have students research their favorite social media site, mobile app, or streaming service. Try to encourage students in the class to select as many different examples as possible. After allowing ample time for all students to complete their research, make a timeline for each site, app, or streaming service (e.g., Snapchat, Netflix) and display the information in the classroom as space permits.

**It's Party Time!** Have students choose a culture from the "Holidays & Celebrations" topic center and read about the customs and traditions of that culture. For example, a student may choose "Asia: Customs and Traditions" and read about the Rains Retreat or Yom Kippur, or any of the Unique Traditions and Customs. Ask them to pretend that they are having a party for a holiday celebrated as part of the culture and to plan the party—what types of decorations, food, dress, etc., should you expect to see if you attended? Be creative: allow students to write an essay or a poem about the party, or to draw a scene from the party, or to make and act out a skit about specific customs that might occur as part of the celebration.

**Game On!** Create your own *World Almanac® for Kids* trivia game by dividing the class in half and have each "team" of students find fun or interesting facts in *The World Almanac® for Kids* database (either in a specific subject or in multiple subject areas). Students from each team should create a trivia-like game where each team takes turns and asks questions of the opposite team. The questions can be multiple choice or open-ended depending on the grade. Assign a point value for each question and add up the points at the end of the game to see who wins!

**Capture the Flag** This game is played similar to card games such as Uno, Go Fish, and others. First, print out all of the flags found in *The World Almanac® for Kids*, preferably on card stock, but regular paper is fine if that's the only option. Once all flags have been printed, cut them apart and laminate them. After writing the name of each state/province/country on the back of each one, divide students into teams and distribute the flags evenly throughout the class. Students then take turns showing their flags to opposing teams as they try to guess the correct state/province/country represented by the flag. If students guess correctly they "capture" the flag. Play until all flags have been captured. Class points or small prizes may be awarded for the most captured flags.

## Your Feedback Is Important to Us!

Tell us how you like *The World Almanac® for Kids* and share with us the ways you integrate this resource into your lessons. We love to hear your feedback—with success stories or areas for improvement. Please email us at [onlinesales@infobaselearning.com](mailto:onlinesales@infobaselearning.com) and type "The World Almanac for Kids Feedback" into the Subject line of your email.